



**MOIL LIMITED**

(A Government of India Enterprise)  
Regd. Off.: MOIL Bhawan, 1A Katol Road,  
NAGPUR – 440 013

Website: www.moil.nic.in, E-Mail ID: [compliance@moil.nic.in](mailto:compliance@moil.nic.in), Ph.: 0712- 2806182, Fax: 0712-2591661, CIN: L99999MH1962GOI012398

CS/NSE-BSE/2015-16/594

Date: 16.01.2016

To,  
Listing Department  
Bombay Stock Exchange Limited  
Phiroze Jeejeebhoy Towers  
Dalal Street  
Mumbai- 400001

To,  
The GM (Listing),  
National Stock Exchange of India Ltd,  
Exchange Plaza, Plot No.C-1, G Block,  
Bandra Kurla Complex, Bandra (East),  
Mumbai – 400053

**Subject: Shareholding Pattern as per Regulation 31 of SEBI (Listing Obligations and Disclosure Requirements) Regulations, 2015 (Listing Regulations) for the Quarter ended 31/12/2015**

Dear Sir,

Please find enclosed herewith the Shareholding Pattern for the Quarter ended 31.12.2015, in terms of Regulation 31 of the SEBI (Listing Obligations and Disclosure Requirements) Regulations, 2015 (Listing Regulations)

This is for your kind information and records.

Thanking You.

Yours faithfully,  
For MOIL Limited

(Neeraj D. Pandey)  
Company Secretary



**Encl: As above**

# Holding of Specified Securities

Annexure - I

1. Name of Listed Entity: **MOIL LIMITED**

2. Scrip Code/Name of Scrip/Class of Security **533286**

3. Share Holding Pattern Filed under: Reg. 31(1)(a)/Reg. 31(1)(b)/Reg.31(1)(c)

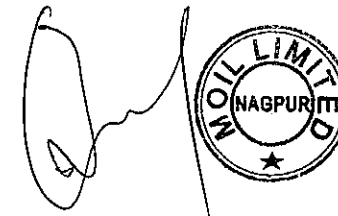
a. If under 31(1)(b) then indicate the report for Quarter ending **December 31,2015**

b. If under 31(1)(c) then indicate date of allotment/extinguishment

4. Declaration: The Listed entity is required to submit the following declaration to the extent of submission of information:-



	Particulars	Yes*	No*
1	Whether the Listed Entity has issued any partly paid up shares?		No*
2	Whether the Listed Entity has issued any Convertible Securities or Warrants?		No*
3	Whether the Listed Entity has any shares against which depository receipts are issued?		No*
4	Whether the Listed Entity has any shares in locked-in?		No*
5	Whether any shares held by promoters are pledge or otherwise encumbered?		No*

\* If the Listed Entity selects the option 'No' for the questions above, the columns for the partly paid up shares, Outstanding Convertible Securities/Warrants, depository receipts, locked-in shares, No of shares pledged or otherwise encumbered by promoters, as applicable, shall not be displayed at the time of dissemination on the Stock Exchange website. Also wherever there is 'No' declared by Listed Entity in above table the values will be considered as 'Zero' by default on submission of the format of holding of specified securities.



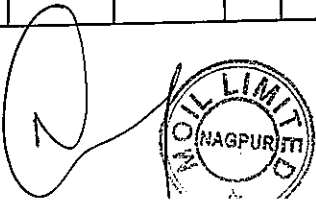
**Table I - SUMMARY STATEMENT HOLDING OF SPECIFIED SECURITIES**

Category (I)	Category of shareholder (II)	No.s of Share holders (III)	No.s of fully paid up equity Share held (IV)	No.s of Partly paid-up equity Share held (V)	No. of shares underlying Depository Receipts (VI)	Total nos. shares held (VII)= (IV)+(V)+(VI)	Shareholding as a % of total no. of shares (calculated as per SCRR, 1957) (VIII) As a % of (A+B+C2)	Number of Voting Rights held in each class of securities (IX)			No. of Shares Underlying Outstanding convertible securities (including Warrants) (X)	Shareholding, as a % assuming full conversion of convertible securities (as a % of diluted share capital) (XI)=(VII)+(X) As a % of (A+B+C2)	Number of Locked in shares (XII)		Number of Shares pledged or otherwise encumbered (XIII)		Number of equity shares held in dematerialized form (XIV)	
								No of Voting Rights		Total as a % of (A+B+C)			No. (a)	As a % of total shares held (b)	No. (a)	As a % of total shares held (b)		
								Class Equity	Class Others									Total
(A)	PROMOTER & PROMOTER	3	134400000	0	0	134400000	80	134400000	0	134400000	80.0000	0	0.0000	0	0.0000	0	0	134400000
(B)	Public shareholding	313430	336000000	0	0	336000000	20	336000000	0	336000000	20.0000	0	0.0000	0	0.0000	NA	NA	33599599
(C)	Non Promoter-Non Public	0	0	0	0	0	0	0	0	0	0.0000	0	0.0000	0	0.0000	NA	NA	0
(C1)	Shares underlying DRs	0	0	0	0	0	NA	0	0	0	0.0000	0	0.0000	0	0.0000	NA	NA	0
(C2)	Shares held by Employee/Trust	0	0	0	0	0	0	0	0	0	0.0000	0	0.0000	0	0.0000	NA	NA	0
	<b>TOTAL</b>	<b>313433</b>	<b>168000000</b>	<b>0</b>	<b>0</b>	<b>168000000</b>		<b>168000000</b>	<b>0</b>	<b>168000000</b>	<b>100.0000</b>	<b>0</b>	<b>0.0000</b>	<b>0</b>	<b>0.0000</b>			<b>167999599</b>






**Table II - STATEMENT SHOWING SHAREHOLDING PATTERN OF THE PROMOTER AND PROMOTER GROUP**

Category & Name of the shareholders (I)	PAN (II)	No.s of Share holders (III)	No.s of fully paid up equity Shares held (IV)	No.s of Partly paid-up equity Share held (V)	No. of shares underlying Depository Receipts (VI)	Total nos. shares held (VII)= (IV)+(V)+(VI)	Shareholding % calculated as per SCRR, 1957 (VIII) As a % of (A+B+C2)	Number of Voting Rights held in each class of securities (IX)			No. of Shares Underlying Outstanding convertible securities (including Warrants) (X)	Shareholding, as a % assuming full conversion of convertible securities (as a % of diluted share capital) (XI)=(VII)+(X) As a % of (A+B+C2)	Number of Locked in shares (XII)		Number of Shares pledged or otherwise encumbered (XIII)		Number of equity shares held in dematerialized form (XIV)	
								No of Voting Rights					Total as a % of (A+B+C)	No. (a)	As a % of total shares held (b)	No. (a)		As a % of total shares held (b)
								Class Equity	Class Others	Total								
<b>1. INDIAN</b>																		
<b>(a) Individuals/Hindu undivided Family</b>																		
			0	0	0	0	0.0000	0	0	0	0.0000	0	0.0000	0	0.0000	0	0.0000	0
			0	0	0	0	0.0000	0	0	0	0.0000	0	0.0000	0	0.0000	0	0.0000	0
			<b>CAT - TOTAL</b>															
<b>(b) Central Government/ State Government(s)</b>																		
GOVERNOR OF MADHYA PRADESH	EXEMPT CATG	1	6406920	0	0	6406920	3.8136	6406920	0	6406920	3.8136	0	0.0000	0	0.0000	0	0.0000	6406920
GOVERNOR OF MAHARASHTRA	EXEMPT CATG	1	7757400	0	0	7757400	4.6175	7757400	0	7757400	4.6175	0	0.0000	0	0.0000	0	0.0000	7757400
PRESIDENT OF	EXEMPT CATG	1	120235680	0	0	120235680	71.5689	120235680	0	120235680	71.5689	0	0.0000	0	0.0000	0	0.0000	120235680
		3	134400000	0	0	134400000	80.0000	134400000	0	134400000	80.0000	0	0.0000	0	0.0000	0	0.0000	134400000
			<b>CAT - TOTAL</b>															
<b>(c) Financial Institutions/ Banks</b>																		
			0	0	0	0	0.0000	0	0	0	0.0000	0	0.0000	0	0.0000	0	0.0000	0
			0	0	0	0	0.0000	0	0	0	0.0000	0	0.0000	0	0.0000	0	0.0000	0
			<b>CAT - TOTAL</b>															





(d) Any Others (specify)		0	0	0	0	0	0.0000	0	0	0	0.0000	0	0.0000	0	0.0000	0	0.0000	0	
CAT - TOTAL		0	0	0	0	0	0.0000	0	0	0	0.0000	0	0.0000	0	0.0000	0	0.0000	0	
TOTAL	3	134400000	0	0	134400000	80.0000	134400000	0	0	80.0000	0	0.0000	0	0.0000	0	0.0000	134400000	0	
<b>8 2. FOREIGN</b>																			
(a) Individuals (Non-Resident Individuals/ Foreign Individuals)		0	0	0	0	0	0.0000	0	0	0	0.0000	0	0.0000	0	0.0000	0	0.0000	0	
CAT - TOTAL		0	0	0	0	0	0.0000	0	0	0	0.0000	0	0.0000	0	0.0000	0	0.0000	0	
(c) Institutions		0	0	0	0	0	0.0000	0	0	0	0.0000	0	0.0000	0	0.0000	0	0.0000	0	
CAT - TOTAL		0	0	0	0	0	0.0000	0	0	0	0.0000	0	0.0000	0	0.0000	0	0.0000	0	
(d) Foreign Portfolio Investor		0	0	0	0	0	0.0000	0	0	0	0.0000	0	0.0000	0	0.0000	0	0.0000	0	
CAT - TOTAL		0	0	0	0	0	0.0000	0	0	0	0.0000	0	0.0000	0	0.0000	0	0.0000	0	
(e) Any Other (specify)		0	0	0	0	0	0.0000	0	0	0	0.0000	0	0.0000	0	0.0000	0	0.0000	0	
CAT - TOTAL		0	0	0	0	0	0.0000	0	0	0	0.0000	0	0.0000	0	0.0000	0	0.0000	0	
(f) Any Others (QUALIFIED FOREIGN INVESTOR)		0	0	0	0	0	0.0000	0	0	0	0.0000	0	0.0000	0	0.0000	0	0.0000	0	
CAT - TOTAL		0	0	0	0	0	0.0000	0	0	0	0.0000	0	0.0000	0	0.0000	0	0.0000	0	
TOTAL	0	0	0	0	0	0.0000	0	0	0	0.0000	0	0.0000	0	0.0000	0	0.0000	0	0.0000	
GRAND - TOTAL	3	134400000	0	0	134400000	80.0000	134400000	0	134400000	80.0000	0	0.0000	0	0.0000	0	0.0000	134400000	0	

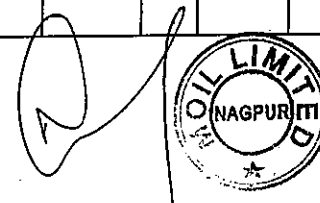



**Table III - STATEMENT SHOWING SHAREHOLDING PATTERN OF THE PUBLIC SHAREHOLDER**

Category & Name of the shareholders (I)	PAN (II)	No.s of Share holders (III)	No.s of fully paid up equity Share held (IV)	No.s of Partly paid-up equity Share held (V)	No. of shares underlying Depository Receipts (VI)	Total nos. shares held (VII)= (IV)+(V)+(VI)	Shareholding % calculated as per SCRR, 1957 (VIII) As a % of (A+B+C 2)	Number of Voting Rights held in each class of securities (IX)			No. of Shares Underlying Outstanding convertible securities (including Warrants) (X)	Shareholding, as a % assuming full conversion of convertible securities (as a % of diluted share capital) (XI)=(VII)+(X) As a % of (A+B+C)	Number of Locked in shares (XII)		Number of Shares pledged or otherwise encumbered (XIII)		Number of equity shares held in dematerialized form (XIV)		
								No of Voting Rights					Total as a % of (A+B+C)	No. (a)	As a % of total shares held (b)	No. (a)		As a % of total shares held (b)	
								Class Equity	Class Others	Total									
<b>1</b>	<b>1. INSTITUTIONS</b>																		
(a)	Mutual Funds		14	647861	0	0	647861	0.3856	647861	0	647861	0.3856	0	0.0000	0	0.0000	NA	NA	647861
			14	647861	0	0	647861	0.3856	647861	0	647861	0.3856	0	0.0000	0	0.0000	NA	NA	647861
(b)	Venture Capital Funds		0	0	0	0	0	0.0000	0	0	0	0.0000	0	0.0000	0	0.0000	NA	NA	0
			0	0	0	0	0	0.0000	0	0	0	0.0000	0	0.0000	0	0.0000	NA	NA	0
(c)	Alternate Investment		0	0	0	0	0	0.0000	0	0	0	0.0000	0	0.0000	0	0.0000	NA	NA	0
			0	0	0	0	0	0.0000	0	0	0	0.0000	0	0.0000	0	0.0000	NA	NA	0
(d)	Foreign Venture Capital Investors		0	0	0	0	0	0.0000	0	0	0	0.0000	0	0.0000	0	0.0000	NA	NA	0
			0	0	0	0	0	0.0000	0	0	0	0.0000	0	0.0000	0	0.0000	NA	NA	0
(e)	Foreign Portfolio Investors		0	0	0	0	0	0.0000	0	0	0	0.0000	0	0.0000	0	0.0000	NA	NA	0
			0	0	0	0	0	0.0000	0	0	0	0.0000	0	0.0000	0	0.0000	NA	NA	0
(f)	Financial Institutions/		24	5170580	0	0	5170580	3.0777	5170580	0	5170580	3.0777	0	0.0000	0	0.0000	NA	NA	5170580
			23	3421274	0	0	3421274	2.0365	3421274	0	3421274	2.0365	0	0.0000	0	0.0000	NA	NA	3421274

	LIFE INSURANCE CORPORATION OF INDIA	AAACL0582H	1	1749306	0	0	1749306	1.0413	1749306	0	1749306	1.0413	0	1.0413	0	0.0000	NA	NA	1749306
(g)	Insurance Companies		2	1186234	0	0	1186234	0.7061	1186234	0	1186234	0.7061	0	0.0000	0	0.0000	NA	NA	1186234
			2	1186234	0	0	1186234	0.7061	1186234	0	1186234	0.7061	0	0.0000	0	0.0000	NA	NA	1186234
(h)	Provident Funds/ Pension Funds		0	0	0	0	0	0.0000	0	0	0	0.0000	0	0.0000	0	0.0000	NA	NA	0
			0	0	0	0	0	0.0000	0	0	0	0.0000	0	0.0000	0	0.0000	NA	NA	0
(i)	Any Others (FII'S)		49	9471290	0	0	9471290	5.6377	9471290	0	9471290	5.6377	0	0.0000	0	0.0000	NA	NA	9471290
			48	5270593	0	0	5270593	3.1373	5270593	0	5270593	3.1373	0	0.0000	0	0.0000	NA	NA	5270593
	MFS INTERNATIONAL NEW DISCOVERY FUND	AABTM2344J	1	4200697	0	0	4200697	2.5004	4200697	0	4200697	2.5004	0	0.0000	0	0.0000	NA	NA	4200697
			0	0	0	0	0	0.0000	0	0	0	0.0000	0	0.0000	0	0.0000	NA	NA	0
(2)	Central Government/ State Government(s)		0	0	0	0	0	0.0000	0	0	0	0.0000	0	0.0000	0	0.0000	NA	NA	0
			0	0	0	0	0	0.0000	0	0	0	0.0000	0	0.0000	0	0.0000	NA	NA	0
	SUB TOTAL		89	16475965	0	0	16475965	9.8071	16475965	0	16475965	9.8071	0	0.0000	0	0.0000	NA	NA	16475965
14	B 2. Non-institutions																		
(a.1)	Individuals - i. Individual shareholders holding nominal share capital up to Rs. 2 lakhs.		309290	13055305	0	0	13055305	7.7710	13055305	0	13055305	7.7710	0	0.0000	0	0.0000	NA	NA	13054904
	(CAPITAL UPTO TO Rs. 2 Lakh)		309290	13055305	0	0	13055305	7.7710	13055305	0	13055305	7.7710	0	0.0000	0	0.0000	NA	NA	13054904





(a.2)	INDIVIDUAL - ii. Individual shareholders holding nominal share capital in excess of Rs. 2 lakhs.	12	605642	0	0	605642	0.3605	605642	0	605642	0.3605	0	0.0000	0	0.0000	NA	NA	605642
	(CAPITAL GREATER THAN Rs. 2 Lakh)	12	605642	0	0	605642	0.3605	605642	0	605642	0.3605	0	0.0000	0	0.0000	NA	NA	605642
	<b>SUB TOTAL</b>	<b>309302</b>	<b>13660947</b>	<b>0</b>	<b>0</b>	<b>13660947</b>	<b>8.1315</b>	<b>13660947</b>	<b>0</b>	<b>13660947</b>	<b>8.1315</b>	<b>0</b>	<b>0.0000</b>	<b>0</b>	<b>0.0000</b>	<b>NA</b>	<b>NA</b>	<b>13660546</b>
<b>16</b>	<b>1. INSTITUTIONS</b>																	
(b)	NBFCs registered with RBI	0	0	0	0	0	0.0000	0	0	0	0.0000	0	0.0000	0	0.0000	NA	NA	0
		0	0	0	0	0	0.0000	0	0	0	0.0000	0	0.0000	0	0.0000	NA	NA	0
(c)	Employee Trusts	0	0	0	0	0	0.0000	0	0	0	0.0000	0	0.0000	0	0.0000	NA	NA	0
		0	0	0	0	0	0.0000	0	0	0	0.0000	0	0.0000	0	0.0000	NA	NA	0
(d)	Overseas Depositories (holding DRs) (balancing figure)	0	0	0	0	0	0.0000	0	0	0	0.0000	0	0.0000	0	0.0000	NA	NA	0
		0	0	0	0	0	0.0000	0	0	0	0.0000	0	0.0000	0	0.0000	NA	NA	0
	<b>SUB TOTAL</b>	<b>0</b>	<b>0</b>	<b>0</b>	<b>0</b>	<b>0</b>	<b>0.0000</b>	<b>0</b>	<b>0</b>	<b>0</b>	<b>0.0000</b>	<b>0</b>	<b>0.0000</b>	<b>0</b>	<b>0.0000</b>	<b>NA</b>	<b>NA</b>	<b>0</b>
<b>19</b>	<b>B 2. Non-institutions</b>																	
(e)	Any Others (BODIES CORPORATE)	1363	2699259	0	0	2699259	1.6067	2699259	0	2699259	1.6067	0	0.0000	0	0.0000	NA	NA	2699259
		1363	2699259	0	0	2699259	1.6067	2699259	0	2699259	1.6067	0	0.0000	0	0.0000	NA	NA	2699259
(e)	Any Others (CLEARING MEMBER)	145	48597	0	0	48597	0.0289	48597	0	48597	0.0289	0	0.0000	0	0.0000	NA	NA	48597
		145	48597	0	0	48597	0.0289	48597	0	48597	0.0289	0	0.0000	0	0.0000	NA	NA	48597





(e)	Any Others (NON RESIDENT INDIANS (NRI))	2039	390115	0	0	390115	0.2322	390115	0	390115	0.2322	0	0.0000	0	0.0000	NA	NA	390115
		2039	390115	0	0	390115	0.2322	390115	0	390115	0.2322	0	0.0000	0	0.0000	NA	NA	390115
(e)	Any Others (OVERSEAS BODIES CORPORATES)	5	222315	0	0	222315	0.1323	222315	0	222315	0.1323	0	0.0000	0	0.0000	NA	NA	222315
		5	222315	0	0	222315	0.1323	222315	0	222315	0.1323	0	0.0000	0	0.0000	NA	NA	222315
(e)	Any Others (TRUSTS)	25	29608	0	0	29608	0.0176	29608	0	29608	0.0176	0	0.0000	0	0.0000	NA	NA	29608
		25	29608	0	0	29608	0.0176	29608	0	29608	0.0176	0	0.0000	0	0.0000	NA	NA	29608
(e)	Any Others (UNCLAIMED SUSPENSE ACCOUNT)	1	221	0	0	221	0.0001	221	0	221	0.0001	0	0.0000	0	0.0000	NA	NA	221
		1	221	0	0	221	0.0001	221	0	221	0.0001	0	0.0000	0	0.0000	NA	NA	221
	Employee	461	72973	0	0	72973	0.0434	72973	0	72973	0.0434	0	0.0000	0	0.0000	NA	NA	72973
		461	72973	0	0	72973	0.0434	72973	0	72973	0.0434	0	0.0000	0	0.0000	NA	NA	72973
	SUB TOTAL	4039	3463088	0	0	3463088	2.0614	3463088	0	3463088	2.0614	0	0.0000	0	0.0000	NA	NA	3463088
	TOTAL	313430	33600000	0	0	33600000	20.0000	33600000	0	33600000	20.0000	0	0.0000	0	0.0000	NA	NA	33599599

**Table IV - STATEMENT SHOWING SHAREHOLDING PATTERN OF THE NON PROMOTER - NON PUBLIC SHAREHOLDER**

Category & Name of the shareholders (I)	PAN (II)	No.s of Share holders (III)	No.s of fully paid up equity Share held (IV)	No.s of Partly paid-up equity Share held (V)	No. of shares underlying Depository Receipts (VI)	Total nos. shares held (VII)= (IV)+(V)+(VI)	Shareholding % calculated as per SCRR,1957 (VIII) As a % of (A+B+C2)	Number of Voting Rights held in each class of securities (IX)			No. of Shares Outstanding convertible securities (including Warrants) (X)	Shareholding, as a % assuming full conversion of convertible securities (as a % of diluted share capital) (XI)=(VII)+(X) As a % of (A+B+C2)	Number of Locked in shares (XII)		Number of Shares pledged or otherwise encumbered (XIII)		Number of equity shares held in dematerialized form (XIV)		
								No of Voting Rights					Total as a % of (A+B+C)	No. (a)	As a % of total shares held (b)	No. (a)		As a % of total shares held (b)	
								Class Equity	Class Others	Total									
<b>EMPLOYEE BENEFIT TRUST</b>																			
			0	0	0	0	0	0.0000	0	0	0	0.0000	0	0.0000	0	0.0000	NA	NA	0
			0	0	0	0	0	0.0000	0	0	0	0.0000	0	0.0000	0	0.0000	NA	NA	0
Total Non Promoter- Non Public Shareholding (C)=(C1)+(C2)			0	0	0	0	0	0.0000	0	0	0	0.0000	0	0.0000	0	0.0000	NA	NA	0

