



MOIL LIMITED

(A Government of India Enterprise)
Regd. Off.: MOIL Bhawan, 1A Katol Road,
NAGPUR – 440 013

Website: www.moil.nic.in, E-Mail ID: compliance@moil.nic.in, Ph.: 0712- 2806182, Fax: 0712-2591661, CIN: L99999MH1962GOI012398

CS/NSE-BSE/2016-17/456

Date 11.11.2016

To,
**The GM (Listing),
National Stock Exchange of India Ltd,
Exchange Plaza, Plot No.C-1, G Block,
Bandra Kurla Complex, Bandra
(East),
Mumbai – 400053**

To,
**Listing Department
Bombay Stock Exchange Limited
Phiroze Jeejeebhoy Towers
Dalal Street
Mumbai- 400001**

Subject : Un-audited Financial Results for the half year ended on 30/09/2016

**Stock Code : NSE: MOIL
BSE: 533286
ISIN: INE490G01020**

This is further to our letter no. CS/NSE-BSE/2016-17/442 dated 04/11/2016, wherein the Exchange was informed about the date of Board meeting to take on record the Un-audited Financial Results for the quarter ended on 30th September, 2016.

Pursuant to Listing Regulations it is to inform to Exchange that the Board of Directors of the Company in their meeting held today has approved the Un-audited Financial results of the Company for the half year ended on 30th September, 2016.

We are attaching herewith a copy of the approved results along with the Limited Review Report of the Auditors.


We are also arranging publication of results in news papers, as per Listing Regulations.

Yours faithfully,
For **MOIL Limited**


**(Neeraj Dutt Pandey)
Company Secretary**



Encl.: As above



J.S. UBEROI & CO.

Chartered Accountants

2, "Sat-Pratap" Bezonbagh, Kamptee Road,
Nagpur-440 004
Tel : (0712) 2630560, Fax : 2652354
E-mail : msjsu@jsuberoi.com

To
The Board of Directors,
MOIL Limited,
Nagpur.


We have reviewed the accompanying statement of standalone unaudited financial results of MOIL Limited (the company) for the half year ended 30th September 2016. This statement is the responsibility of the company's Management and has been approved by the Board of directors, has been prepared as prescribed under Section 133 of the Companies Act 2013 read with relevant issued thereunder and other accounting principles generally accepted in India. Our responsibility is to issue a report on these financial statements based on our review.

We have conducted our review in accordance with the Standard on Review Engagement (SRE) 2400, Engagements to Review Financial Statement issued by the Institute of Chartered Accountants of India. This standard requires that we plan and perform the review to obtain moderate assurance as to whether the financial statements are free of material misstatement. A review is limited primarily to inquiries of company personnel and analytical procedures applied to financial data and thus provide less assurance than an audit. We have not performed an audit and accordingly, we do not express an audit opinion.

Based on our review conducted as above, nothing has come to our attention that causes us to believe that the accompanying statement of standalone unaudited financial results prepared in accordance with applicable accounting standards and other recognized accounting practices and policies has not disclosed the information required to be disclosed in terms of Regulation 33 of the SEBI (Listing Obligations and Disclosures Requirements) Regulations, 2015 including the manner in which it is to be disclosed, or that it contains any material misstatement.

For M/s J.S. Uberoi & Co.
Chartered Accountants,
Firm's Registration Number :- 111107W




CA Joginder Singh Uberoi
Partner
Membership Number :- 030245

Date:- 11th November, 2016
Place:- New Delhi

MOIL LIMITED

CIN : L99999MH1962GOI012398

Statement of standalone unaudited financial results for the quarter ended 30th September, 2016 - (Ins AS compliant)

₹ in lakhs

Sr No	Particulars	For the quarter ended on ..			For the half year ended on ..	
		30-09-2016 Unaudited	30-06-2016 Unaudited	30-09-2015 Unaudited	30-09-2016 Unaudited	30-09-2015 Unaudited
1	Income from operations					
	(a) Gross sales	19603.33	18578.89	14843.37	38182.22	33460.89
	(b) Others operating income	0.00	0.00	0.00	0.00	0.00
	Total income from operations	19603.33	18578.89	14843.37	38182.22	33460.89
2	Expenses					
	(a) Cost of materials consumed	708.16	628.90	520.63	1337.06	1136.99
	(b) Purchase of stock-in-trade	0.00	0.00	0.00	0.00	0.00
	(c) (Increase)/Decrease in inventories of finished goods, work-in-process and stock in tra	5062.55	424.40	-403.13	5486.95	-3334.71
	(d) Employee benefits expenses	7692.80	7371.30	7286.27	15064.10	14240.51
	(e) Depreciation and amortisation expenses	1279.54	1206.49	1268.04	2486.03	2448.92
	(f) Other expenses	5895.90	6733.05	5469.17	12628.95	11229.58
	Total expenses	20638.95	16364.14	14140.98	37003.09	25721.29
3	Profit from operations before other income, finance cost and exceptional items					
	[1 - 2]	-1035.62	2214.75	702.39	1179.13	7739.60
4	(a) Other income	5590.31	5932.56	6715.52	11522.87	13295.04
	(b) Provisions no longer required	0.00	0.00	0.00	0.00	0.00
5	Profit from ordinary activities before finance costs and exceptional items					
	[3 + 4]	4554.69	8147.31	7417.91	12702.00	21034.64
6	Finance cost	0.00	0.00	0.00	0.00	0.00
7	Profit from ordinary activities after finance costs but before exceptional items					
	[5 - 6]	4554.69	8147.31	7417.91	12702.00	21034.64
8	Exceptional items	-1555.08	936.98	0.00	-618.10	
9	Profit from ordinary activities before tax					
	[7 - 8]	6109.77	7210.33	7417.91	13320.10	21034.64
10	Tax expense	1963.09	2495.35	2561.72	4458.44	7190.50
11	Net profit from ordinary activities after tax					
	[9 - 10]	4146.68	4714.98	4856.19	8861.66	13844.14
12	Extraordinary items (Net of tax expense)	0.00	0.00	0.00	0.00	0.00
13	Net profit for the period					
	[11-12]	4146.68	4714.98	4856.19	8861.66	13844.14
14	Other Comprehensive income	0.00	0.00	0.00	0.00	0.00
	Total Comprehensive income	4146.68	4714.98	4856.19	8861.66	13844.14
	[13+14]					
15	Paid-up equity share capital (Shares of ₹ 10 each)	16800.00	16800.00	16800.00	16800.00	16800.00
16	Earnings per share before/after extraordinary items, not annualised					
	- Basic (₹)	2.47	2.81	2.89	5.27	8.24
	- Diluted (₹)	2.47	2.81	2.89	5.27	8.24



MOIL LIMITED

Select information for the quarter ended 30th September, 2016

₹ in lakhs

Sr No	Particulars	As on....				
		30-09-2016	30-06-2016	30-09-2015	30-09-2016	30-09-2015
A	PARTICULARS OF SHAREHOLDING					
1	Public shareholding					
-	Number of shares	33600000	33600000	33600000	33600000	33600000
-	Percentage of shareholding	20%	20%	20%	20%	20%
2	Promoters and promoter group shareholding					
(a)	Pledged/encumbered :					
	Number of shares	Nil	Nil	Nil	Nil	Nil
	Percentage of shares (as a % of total shareholding of promoter and promoter group)	N.A.	N.A.	N.A.	N.A.	N.A.
	Percentage of shares (as a % of total share capital of the company)	N.A.	N.A.	N.A.	N.A.	N.A.
(b)	Non-encumbered :					
	Number of shares	134400000	134400000	134400000	134400000	134400000
	Percentage of shares (as a % of total shareholding of promoter and promoter group)	100%	100%	100%	100%	100%
	Percentage of shares (as a % of total share capital of the company)	80%	80%	80%	80%	80%

[Handwritten signature]



MOIL LIMITED

Statement of assets and liabilities as at 30th September, 2016

₹ in lakhs

Sr No	Particulars	As on ..
		30-09-2016
A	EQUITY AND LIABILITIES	
	1 Shareholders' funds	
	(a) Share capital	16800.00
	(b) Reserves and surplus	337145.14
	Sub-total - Shareholders' funds	353945.14
	2 Non-current liabilities	
	(a) Long-term borrowings	0.00
	(b) Deferred tax liabilities (Net)	1077.67
	(c) Other long-term liabilities	893.67
	(d) Long-term provisions	174.42
	Sub-total - Non-current liabilities	0.00
		2145.76
	3 Current liabilities	
	(a) Short term borrowings	0.00
	(b) Trade payables	542.82
	(c) Other current liabilities	17052.81
	(d) Short-term provisions	1914.35
	Sub-total - Current liabilities	19509.98
	TOTAL - EQUITY AND LIABILITIES	375600.88
B	ASSETS	
	1 Non-current assets	
	(a) Fixed assets	40619.05
	(b) Non-current investments	21.29
	(c) Deferred tax assets (Net)	174.48
	(d) Long-term loans and advances	3911.58
	(e) Other non-current assets	1983.91
	Sub-total - Non-current assets	46710.31
	2 Current assets	
	(a) Inventories	11613.29
	(b) Trade receivables	14792.13
	(c) Cash and cash equivalents	297602.95
	(d) Short-term loans and advances	3154.27
	(e) Other current assets	1727.93
	Sub-total - Current assets	328890.57
	TOTAL - ASSETS	375600.88



MOIL LIMITED
Segment-wise revenue, results for the quarter ended 30th September, 2016 and capital employed as on that date (Ind AS compliant)

₹ in lakhs

Sr No	Particulars	For the quarter ended on ..			For the half year ended on ..	
		30-09-2016 Unaudited	30-06-2016 Unaudited	30-09-2015 Unaudited	30-09-2016 Unaudited	30-09-2015 Unaudited
1	Segment revenue					
	(a) Mining products	18191.43	16495.13	13141.70	34686.56	30330.23
	(b) Manufactured products	1597.40	2114.22	1622.92	3711.62	3024.37
	(c) Power	449.98	580.82	589.09	1030.80	1107.28
	Sub-total	20238.81	19190.17	15353.71	39428.98	34461.88
	(-) Inter-segment revenue	635.48	611.28	510.34	1246.76	1000.99
	Gross sales/income from operations	19603.33	18578.89	14843.37	38182.22	33460.89
2	Segment results [Profit/(-)loss before tax and interest]					
	(a) Mining products	-1424.24	1584.28	349.64	160.04	6666.52
	(b) Manufactured products	26.33	139.85	-149.42	166.18	134.18
	(c) Power	362.29	490.62	502.17	852.91	938.90
	Sub-total	-1035.62	2214.75	702.39	1179.13	7739.60
	(+) Other unallocable income (net of unallocable expenditure)	5590.31	5932.56	6715.52	11522.87	13295.04
	(+) Provision no longer required	0.00	0.00	0.00	0.00	0.00
	Profit from ordinary activities before exceptional items and tax	4554.69	8147.31	7417.91	12702.00	21034.64
3(i)	Segment assets					
	(a) Mining products	59547.62	62691.25	54310.37	59547.62	54310.37
	(b) Manufactured products	2191.02	2188.03	3248.62	2191.02	3248.62
	(c) Power	2986.88	3204.33	3185.82	2986.88	3185.82
	(d) Unallocated	310875.36	308036.08	308977.52	310875.36	308977.52
	Total	375600.88	376119.69	369722.33	375600.88	369722.33
3(ii)	Segment liabilities					
	(a) Mining products	11304.35	9650.56	8296.36	11304.35	8296.36
	(b) Manufactured products	270.11	254.85	393.55	270.11	393.55
	(c) Power	312.54	430.73	310.15	312.54	310.15
	(d) Unallocated	9768.74	15731.58	8728.9	9768.74	8728.9
	Total	21655.74	26067.72	17728.96	21655.74	17728.96


Notes :

- The Company has opted to publish financial results on standalone basis.
- The above results, reviewed by the Audit Committee, have been approved by the Board of Directors in its meeting held on 11th November, 2016. Limited review has been carried out by statutory auditors of the company.
- The reduction in profits is mainly due to higher sale of low grade ores, accumulated in previous year, during the period.
- Exceptional items (Sr.No.8 on the first page) represent adjustment relating to write down value of inventory of finished goods below cost to net realisable value, as per accounting policy for stock of finished goods.
- Information about investor grievances for the quarter : Opening -01, received during the quarter -13, attended/resolved during the quarter- 14 and pending as at 30th September, 2016 - Nil.
- The Company has adopted Indian Accounting Standards (Ind AS) from 1st April, 2016. Hence, the financials have been prepared in accordance with Companies (Indian Accounting Standard) Rules, 2015 in terms of Section 133 of Companies Act, 2013, read with the relevant rules framed thereunder, and the other accounting principles generally accepted in India. Accordingly, previous period's figures have been regrouped/reclassified/restated, wherever necessary. In pursuance of SEBI Circular No.CIR/CFD/FAC/62/2016 dated 5th July,2016, the company has opted to submit the results for the quarters and half year ended September 30th 2016 and September 30th 2015 only, under Ind AS. However, previous period's figures have not been subjected to limited review by statutory auditors.
- Board of Directors of the company in its meeting dated 07.06.2016 approved buyback of 34812196 equity shares @ Rs. 248 for an aggregate consideration of Rs 863.34 Crores. The buy back offer of shares has been closed on 30.09.2016 and the process has been completed on 07.10.2016. Consequently, the paid up shares capital stands reduced to Rs.133.19 Crores. and the general reserve at Rs. 2542.92 Crores as on the reporting date.
- The reconciliation of the net profit or loss reported in accordance with Indian GAAP and as per Ind-AS is given below.

₹ in lakhs

Particulars	For the half year ended on 30.09.2015
Net profit before tax as per Indian GAAP	21034.64
Add :	
Increase in other income towards interest on sales invoices treated as per Ind AS-18	314.40
	21349.04
Less :	
Decrease in net sales towards interest on sales invoices treated as per Ind AS-18	314.40
Net profit before tax as per Ind AS	21034.64


For MOIL Limited,


Mukund .P. Chaudhari
 Chairman - cum - Managing Director
 DIN : 05339308

Place : New Delhi

 Date : 11th Novembert, 2016


For M/s. J.S. Uberoi & Co.,
 Chartered Accountants
 Firm's Registration Number : 111107 W


CA Joginder Singh Uberoi
 Partner
 Membership Number : 030245